



Training Programme on Open Educational Resource (OER) & Open and Distance Learning (ODL)

Organized by

Commonwealth Educational Media Centre for Asia (CEMCA), New Delhi

In collaboration with

Odisha State Open University (OSOU), Sambalpur, Odisha

Venue: IGNOU Regional Centre, Bhubaneswar, Odisha

Date: 11-13 February 2016

Contents

1 1 ST Day	2
1.1 Dignitaries	2
1.2 Inagural Function	3
1.3 Understanding Open Education Resources	7
1.4 Discussion About Knowledge Commons.....	8
1.5 Why To Take This Training	10
1.6 The 5 RS'	12
1.7 The 5 CS'	13
1.8 Licencing An OER.....	15
1.8.1 License And How Open They Are	16
1.9 Technology And Platforms	18
OER course on “Understanding Open Educational Resources”	19
1.10 Information Center Creation.....	21
2 nd Day.....	22
2.1Dr Manas Panigrahi’s Lecture	22
2.2 Dr Pankaj Khare’s Lecture	27
2.2.1 Contents Of OER	Error! Bookmark not defined.
2.3 WIKI Educator Tool	29
2.3.1 Contents Covered In Wiki Session	29
3 rd Day	31
3.1 Wiki Ethics.....	31
3.2 Valedictory session	32
3.2.1 Dr Srikant Maohapatra’s Welcome To Prof Sri Krishna Deva Rao	33
3.3 Initiation of Presentations of Various Participants By Dr Srikant Mohapatra	34
3.3.1 Presentations	35
3.4 Chief guest Prof Sri Krishna Deva Rao Speech	37
4 Participants’ List	Error! Bookmark not defined.

Brief report on three days' workshop on OER and ODL organized by CEMCA, New Delhi and OSOU, Sambalpur held from 11th Feb 2016 to 13th Feb 2016 at IGNOU Regional Centre, Bhubaneswar.

1. Day One:

1.1 Dignitaries

An OER workshop was organized by OSOU with support from CEMCA at IGNOU RC, Bhubaneswar on 11-13 Feb 2016. The workshop was well organized with delivers of contents through various sessions. The inaugural session started with Dr Srikant Mohapatra (OSD) OSOU introducing the guests and briefing on the objectives of the workshop. The guests present in the inaugural sessions were-

			
Name	Prof Ashok Kumar Das (Chief Guest)	Name	Dr Pankaj Khare
Designation	V.C	Designation	Director
Organization	Utkal University	Organization	IGNOU
Email	vc@utkaluniversity.ac.in	Email	pankajkhare@gmail.com
Telephone	06742567387	Telephone	9868513505
			
Name	Dr Manas Panigrahi	Name	Dr Abhilash Nayak
Designation	Program Officer	Designation	Regional Director
Organization	CEMCA	Organization	IGNOU
Email	mpanigrahi@col.org	Email	rcbhubaneswar@ignou.ac.in
Telephone	9650154010	Telephone	9438036660
			
Name	Dr Subhakanta Mohanty	Name	Dr. Srikant Mohapatra
Designation	Dy Director, IGNOU RC	Designation	OSD
Organization	IGNOU	Organization	Odisha State Open University
Email	rcbhubaneswar@ignou.ac.in	Email	s.mohapatra@osou.ac.in
Telephone	9438133363	Telephone	9040014059

1.2 Inaugural Function

The meeting started at 10 AM by the lightening of the lamp by the honorable guests.



Prof Ashok Kumar Das (Chief Guest) Honourable Vice Chancellor Utkal University Starting the program with the lightening of the lamp



Dr Manas Panigrahi Program Officer CIMCA lightening of the lamp



Dr Pankaj Khare Director IGNOU lightening of the lamp



Dr Abhilash Nayak Regional Director IGNOU lightening of the lamp.



Dr Mohapatra elaborated the requirement of OER workshop and how it is going to benefit the participants. He also said how OER and ODL are effective tools to benefit the student in many ways.

He said that “the State University in Orissa has been recently established by the state government. Our objective is to provide distance education in a slightly different format keeping in consideration the growth and development that we have witnessed in internet and information and communication technology. Particularly so far as Printed materials are concerned I don’t think that this university will follow the traditional practice of designing and developing printed course material but we have a policy of providing OPEN EDUCATIONAL RESOURCES which are available on the World Wide Web free of license to the students so that the students of the State Open University will have exposure to the best study materials available through world wide web for their study purposes. The training part and the delivery part will be take care by the local experts. So our objective is to design and develop the OER material for the students. We will also adopt, conceptualize and translate some of the best materials prepared by the best teachers from within the country and outside. But when the hands on training, field work, practice teaching and other hands on activities will come the local resource persons will be trained by the university so that with the help of this materials available through OER which are of international , they will be able to deliver in at the local level.



Dr Abhilash Nayak enlightened upon the OER platforms and mentioned that he has been associated since long with wiki educators for upgrading his knowledge. Dr Panigrahi elaborated about the use of OER and also said that he will be discussing various aspects of OER during the next 3 days. Dr Khare also enlightened upon different aspects of OER and how it is going to benefit the participants. Dr A. K. Das discussed how to develop the e content and this is the platforms to utilize all the resource persons to develop e content. He appreciated the development of OER because it will be useful and replace the conventional system. Dr Subhakanta Mohanty extended the vote of thanks and the inaugural session concluded with tea break.

1.3 Understanding Open Education Resources



Dr Manas Panigrahi discussing about Understanding Open Education Resources.

Dr Panigrahi started up with his presentation **Understanding Open Education Resources**. He asked the participants “Tell me what does not get reduced even though it is distributed.” The group responded immediately and said “**It is the Knowledge that does not get reduced if it is distributed**”. Dr Panigrahi emphasized that one does not grow if he retains the matter in his own mind but grows if he distributes it among others. How does one grow? By distributing knowledge one can gain new knowledge from others. A person’s mind is revised and he becomes thorough in the subject. When new things get into one’s mind a person becomes innovative with new ideas and new knowledge.

He asked who is a teacher and who are you? This single sentence opened the first gate of understanding of what an OER is. He discussed that a teacher is the person who:

- Explains the subject to the student so that the student understands the subject well.
- Interprets the subject means oral translation of the subject so that the student understands in simple words.

- Guides the student to the goal. An unguided student loses everything in life. So a student needs guidance in studies to score well in exams and easily understand the subject .Students without guidance may fail.
- Shares knowledge with the student by teaching and the student receives by learning.
- Writes the subject material for the student for study
- Facilitates which means the teacher acts as a facilitator. They help a group of people understand their common objectives and assist them to plan how to achieve these objectives; in doing so, the facilitator remains "neutral" meaning he/she does not take a particular position in the discussion.
- Assessing: - One of the important components of the teacher is assessing his/her student as to how far the student understood the subject.
- What you do? ;- This question was self-explanatory which meant that a person with OER skills can bridge the student with the teacher .Here the teacher is the computer which describes bit by bit about the subject in detail using textual and audio visual elements.

1.4 Discussion about Knowledge Commons



Discussion about Knowledge Commons

He discussed in detail about “Knowledge Commons”. This threw a new question to the participants “Who owns Knowledge”. This was a tricky question and the answer was given by Dr Pankaj Khare “Knowledge is Free”.

Dr Manas Panigrahi also discussed on:

- How previous research work is very essential for new research.
- Knowledge is free but information is not.
- How Data gets converted to information and how information is converted to knowledge.

Further he also discussed in brief about the open learning, open education, open access, open science, open data, open content, open source, open Government, open Education Resources, OER and History Of OER and Definition of OER.



The Participants seriously listening to the deliberations.

1.5 Why to Take this Training

Dr Mans Panigrahi asked the participants as to why they are going for this type of training.



Dr. Manoranjan Mishra , Lecterure , Gangadhar Meher University.

He answered that "It will add a lot of value to teaching and learning Experience. I want that students should get more course materials than that is available in the library and textbooks."



Dr Srikant Mohapatra Addressing To The Participants That They Are Being Trained In OER So That They Become Master Trainers.

Dr Srikant Mohapatra addressed the participants that they are being given this training so that they can develop OER material for all fields of study. He said that “You will be a master trainer and have your own team of people with whom you shall discuss and work as a team to prepare the OER material. There are various sectors such as Health care sector, ICT sector, Hospitality sector, Social sectors etc. where an OER material can be done and this can be achieved from your end as a contribution to OSOU”.

Dr Manas Panigrahi (the resource person) presented upon the topic “Understanding Open Educational Resources! ‘What and Why’ .The session was very much interactive participatory and enlightening.

1.6 The 5 RS'



Dr Manas Panigrahi talked about 5RS' of OER.

1.	Retain	Make and own copies
2.	Reuse	Use in a wide range of ways
3.	Revise	Adapt ,modify and improve
4.	Remix	Combine two or more
5.	Redistribute	Share with others

Understanding Open Educational Resources

The 5R were deeply explained by Dr Manas Panigrahi as below

Retain :- The material that you create should be made from you.

Reuse :- The OER material that you create should be reusable by other OER persons

Revise :- This phenomena is used by an OER person revise his own material. This is done by following 3 ways of approach.

- Modification of the content to a new one

- Addition of content to the old one
- Removing unnecessary written matter and simplifying it by adding pictures, graphics and videos.

Remix :- Combine 2 or more OERS to form 1 OER

For Ex : Organic Chemistry OER + Inorganic Chemistry OER = Chemistry OER

Redistribute :- share your matter among others. By that our knowledge increase and so does your material

1.7 The 5 CS'



Sl.No	Name	Description
1	Create	Create a document
2	Copyright free	Copyright free for all users
3	Collate	to gather in a proper sequence
4	Collaborate	team up or get together
5	Contextualize	To consider an idea, event, activity together with everything relating to it in order to understand it better

THE 5 CS' ARE EXPLAINED BELOW:

1. **Create** :- Create a OER document
2. **Copyright free**: - The material that you create should utilize by any one as it is copyright free.
Due to this the material that you prepare is used by various people to create other OERS.
3. **Collate**: - Before you create a document you need to put everything in a particular order.

Suppose OER preparation (Below shows an unorganized task)

- i. 1.Prepare rough course material
- ii. 2.Collect information form source
- iii. 3.Talk to experts
- iv. 4.Prepare OER on the subject
- v. 5.Prepare a team

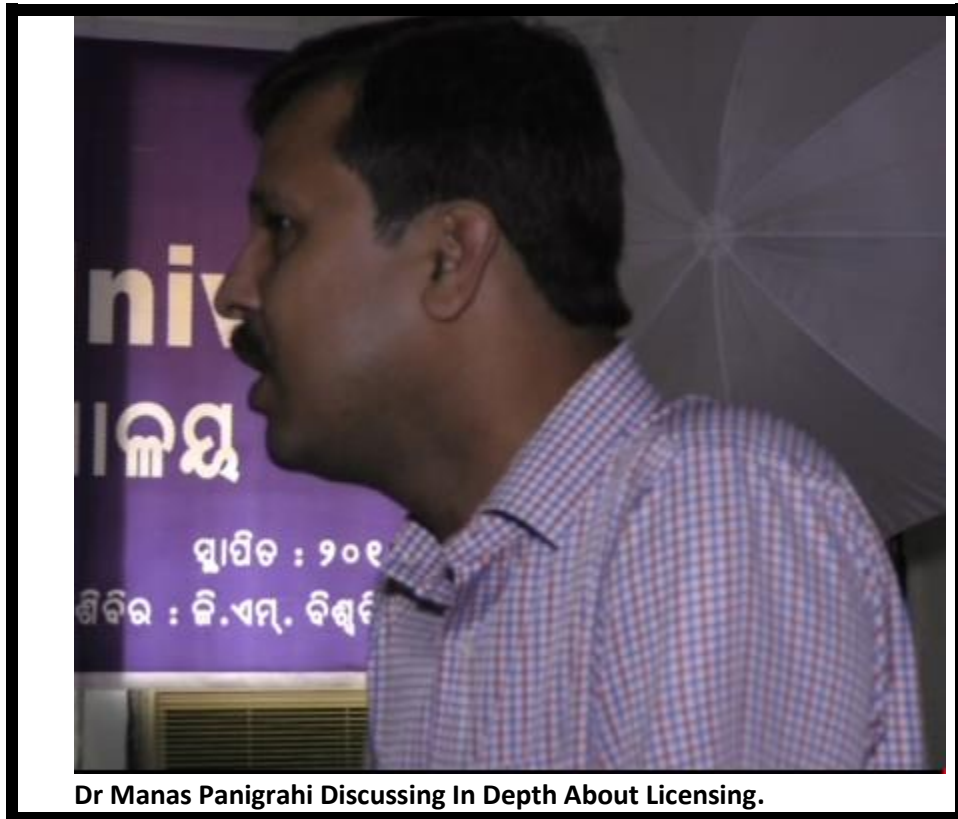
After collating the OER Preparation(Below shows an organized task)

1. Prepare a team
 2. Collect information from source
 3. Talk to experts
 4. Prepare a rough course material
 5. Prepare an OER on the subject
-
4. **Collaborate**: - Team up or Get together. No operation is successful without team work. A person has be a part of the team and extend his/her resources as expected and that way collaboration gets people together and as a team they work together to achieve the target
 5. **Contextualize** :- To consider an idea, event, activity together with everything relating to it in order to understand it better. Let us talk about Picnic party
 1. Search for picnic spots
 2. Booking of a Picnic spot
 3. Purchase of refreshments
 4. Cooking
 5. Packing
 6. Bus booking
 7. Travelling
 8. Reaching
 9. Enjoying
 10. Return Journey





Here the Picnic party is comprised of 10 activities and all are relating to each another.

In the same way An OER comprised of various activities such as content collection to OER preparation.

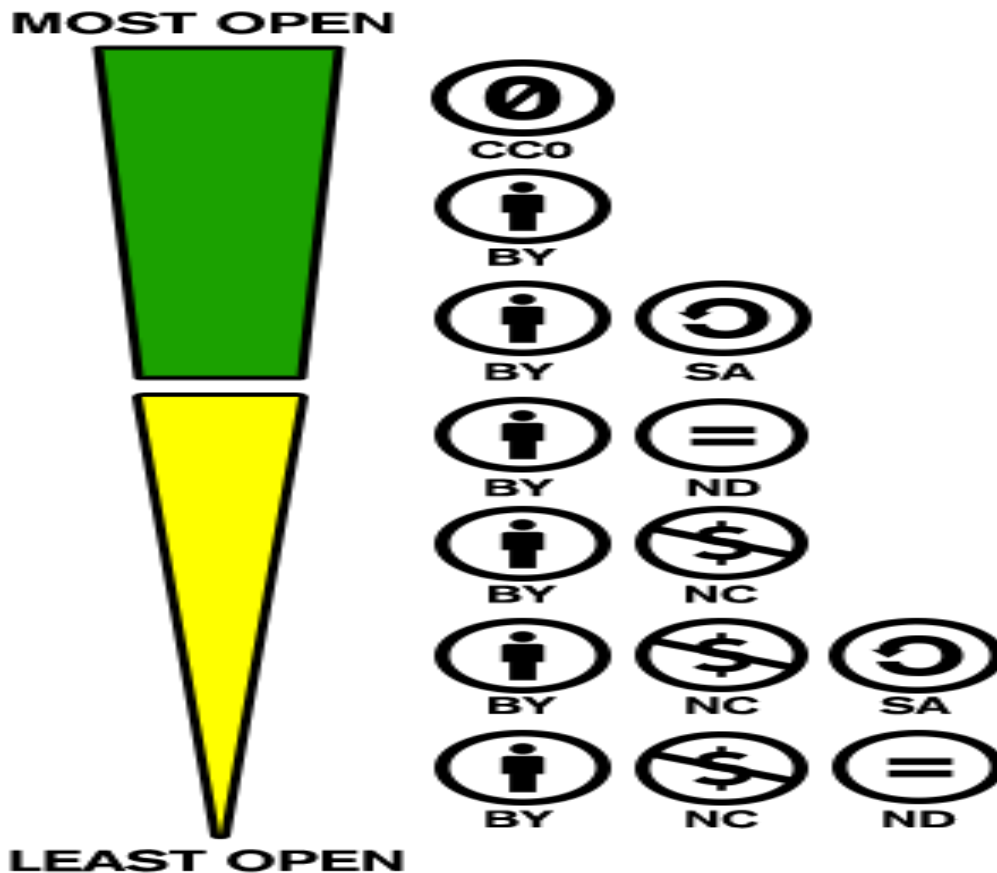
1.8 Licensing an OER



Dr Manas Panigrahi said when a person is going to share his/her knowledge on the internet he can take the help of licensing his material. Licensing the material is done in the following ways as shown below.

Sl.No	Condition	License symbol	License Description
1	Attribution		This means that first the author's permission is sought like "sir/mam can we use your course material for these purposes"
2	Non commercial		This means that if an organization is taking some course material from the author's book he can take it so long as there is no commercial transaction. If commercial transaction is there then the author's permission is taken.
3	No derivatives		This means that others can use the material that the author has designed. If they want to modify any of the contents they must first seek the permission of the author
4	Share Alike		This means that others can Use the material Modify the work Under the same terms If the terms are changed then they should seek the permission of the author.

1.8.1 License and How Open they are



Sl.No	Symbol	Name	Description
1		CC0	This kind of license given by the author so that the user can copy ,modify, distribute ,upgrade ,use for both commercial and noncommercial purposes without the permission of the author
2		CC BY	This kind of license is given by the author to users who can change modify, tweak , build upon the original manuscript so long as the author is credited .It is the most widely used license
3		CC BY SA	This kind of license is given by the author to the users to modify, build upon the word for commercial purposes .also called as Copy left free. Used mostly by Wikipedia
4		CC BY ND	Non Derives. This option is used to distribute both for commercial purpose and noncommercial purpose so long as there is no change in authors matter by others.
5		CC BY NC	This kind of license is used by the author where the user who uses the manuscript can modify, change, tweak, build upon for noncommercial use of the write up . The users need not license their derivative works on the same license
6		CC BY NC SA	Noncommercial share alike. This option is used to by the author so that the user of the manuscript can use, modify ,change, upgrade the written content for noncommercial purpose but all modifications and upgradations credit the user
7		CC BY NC ND	Noncommercial Non Derivative. This option is used by the author so that the user can use it ,distribute it only for noncommercial purpose and credit the author. The user cannot modify any of the content by any means.

1.9 Technology and Platforms



Dr Pankaj Khare discussing about technology and Platforms

A brief outline about the technology and platforms were discussed. These included

1. Wikipedia, Wikieducator, Wikiversity, Wikispaces
2. Connexions
3. MIT OpenCourseware
4. OLI-CMU
5. FlexiLearn
6. OpenLearn
7. OERCommons
8. Directory Of OER
9. OER Paris Declaration
10. OER Qingdao

The session got closed for lunch. The afternoon session commenced after lunch and the resource person was Dr Pankaj Khare.

1.9.1 OER course on “Understanding Open Educational Resources”



Dr Pankaj Khare enlightened upon the following issues systematically.

1. Content Management Systems-Edu Commons
2. Development Tools –Connexions
3. Learning Resources
4. Learning Objects
5. Scorm
6. What are the searching tools apart of Google
 - a. Jorum
 - b. OCWFinder
 - c. OERCommons
 - d. Temoa
 - e. XPERT
 - f. OER Dynamic search engine
7. Search Engines
 - a. Creative common search
 - b. ADRIANE

- c. MERLOT
 - d. OERCOMMONS
 - e. Creative common search
 - f. Commonwealth of Learning(COL) knowledge finder
 - g. Federal Resources For Educational Resources (FREE)
 - h. Learning Objects.net
 - i. Open Courseware Finder
 - j. OER Recommender
 - k. OER Commons
 - l. Universal Education search
 - m. TechEtra
 - n. NSDL (National Science And Digital Library).
 - o. iBerry
 - p. Academic Earth
 - q. MERLOT(Multimedia Educational Resource Learning And Online Teaching)
 - r. JISC Digital Media.
8. Google Custom Search
 9. Google Symbols and how to use them
 10. What is OERS and how to prepare a OERS.
 11. What is content and what is content management system
 12. How do you organize the content
 13. Prior to organizing the content how do work out such as preparing a power point on a particular topic.
 14. The contents of the power point should be
 - Name of the topic
 - Justification
 - Target Group
 - Knowledge Level
 - Age
 - Region
 - Learning Objective
 - Tangible Outcomes
 - Incorporate Audio, Video in the OER preparation was kept for the next day session.

After the above session the participants were divided into five groups based on different skills and each group were instructed to choose a topic for OER content generation. One of the members from each group presented and defended the topic that has been chosen for content generation.

After the presentation of all five groups, the participants were encouraged for clarification of their doubts. There was an active interaction among the participants and the first day session got concluded with schedule plan and instructions for the second day that is 12/02/2016.

1.10 Information Center Creation

Mr V.S. Sandilya was asked to prepare a google form which would store the **participants**

1. Photograph
2. Name
3. Designation
4. Organization
5. E mail address
6. phone numbers




Mr V.S. Sandilya(Consultant Academic I.T) OSOU jotting down the fields required for the Google Form from Dr Manas Panigrahi

2. Day Two

2.1 Creating OERs using OER Common Platform

On the Second day of the workshop participants were taught on Creating OERs in OER Common Platform. Dr. M Panigrahi with detailed examples explained tit bits of the same to participants. Dr Manas Panigrahi explained in depth about the tool OER COMMONS. He described in detail that OER stands for OPEN EDUCATION RESOURCES is software that used to create ELearning website.

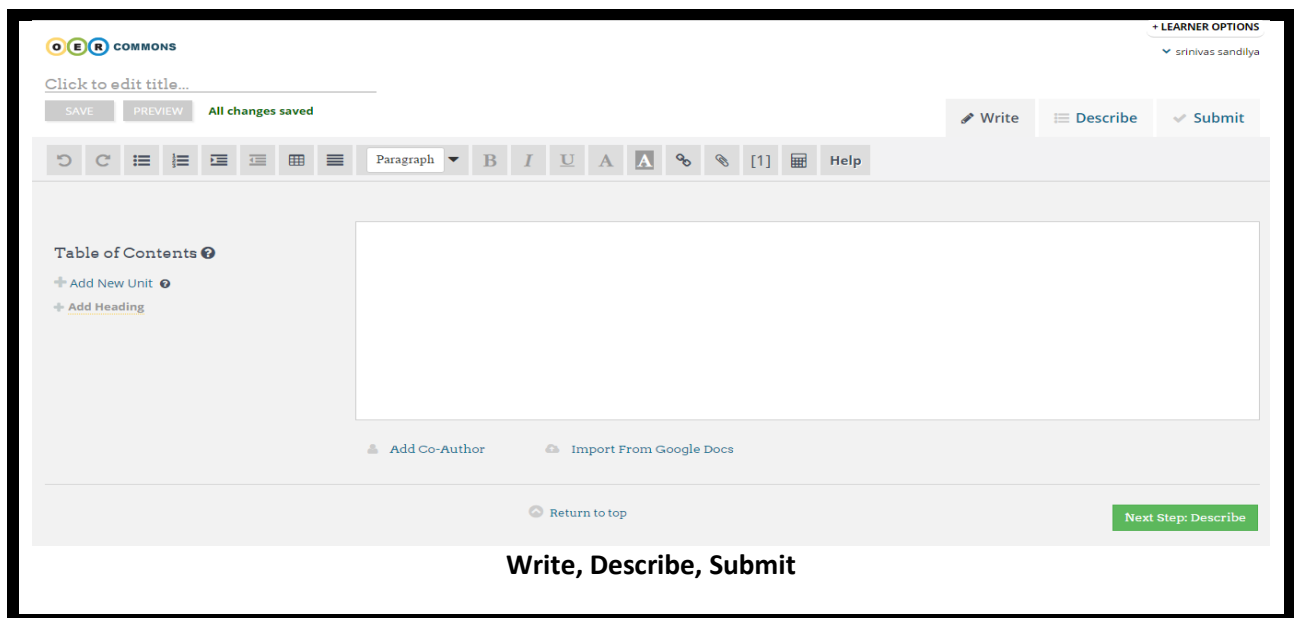


He educated the participants as how to create their own account and create various E Content using text, videos, images, animations. He went on to describe in depth about the following.

1. What is OER and how OER is useful for the community by bridging the teachers and students across the globe
2. Are you a teacher and if yes how you are going to use OER to create course material which is complete and concise.



3. How to create an account in OERCOMMONS.ORG
4. The 3 menus Write, Describe, Submit



5. **Write menu**
 - a. What do you mean by Table of Contents and how to create one?
 - b. What do you mean by unit and how do you add a unit under the table of contents

- c. What do you mean by a heading and how do you add a heading under a unit.
- d. What do you mean by a sub heading and how do you add a sub heading under a heading.
- e. What is the meaning of undo and why do you use it.
- f. What is the meaning of redo and why do you use it.
- g. What is the meaning of bulleted list and how to use it to create bulleted text
- h. What is the meaning of numbered list and how to use a numbered list to list items with 1,2,3
- i. What is the meaning of increase indent and how it is used to increase the spacing in a paragraph
- j. What is the meaning of decrease indent and how it is used to decrease the line spacing in a paragraph
- k. What is a table and how create one.
 - i. How to add rows to a table.
 - ii. How to add columns to a table
 - iii. How to delete rows from a table
 - iv. How to delete columns from a table
- l. What is mean by alignment of text and how do you
 - i. Left align the text.
 - ii. Centre aligns the text.
 - iii. Right align the text.
- m. What is text style and how to use a text style
 - i. What are headers and how to use them
 - ii. What are sub headers and how use them
 - iii. What do you mean by a paragraph and how do you create a paragraph
 - iv. What do you mean by long quote and how do you use it.
- n. How do I make text bold
- o. How do I italics a text
- p. How do I underline a text
- q. How do I Change the color of the text
- r. How to use a highlight color
- s. What is meant by hyperlink?
 - i. How to create a hyperlink.
 - ii. How to remove a hyperlink
- t. How to insert media
 - i. link an image from a website
 - ii. link a video from a website
 - iii. link an audio from a website
 - iv. link a document from a website

- v. upload image from local disk
- vi. upload video from local disk
- vii. upload audio from local disk
- viii. upload document from local hard disk
- u. What is meant by web reference and how do you add a web reference
- v. Use latex symbols to insert equations
- w. Use of help menu
- x. How to preview in the web browser what you have prepared

6. Describe Menu

- a. What is an abstract and why do we use an abstract.
 - b. Educational use: - For which educational use are we preparing this material. Some of the educational use include
 - i. Curriculum /instruction
 - ii. Assessment
 - iii. Professional Development
 - iv. Other informal education
 - c. Level: - this involves to which level the material is being used. These start from kinder garden to Adult education
 - d. Language :- in which language it is going to be taught
 - e. Material type: - This involves what kind of material it is such as assignments, audio lectures etc.
 - f. Learning goal: - This ensures what is the learning goal of that particular unit.
 - g. Keywords: -This means how you are going to search for the particular unit in the web.
 - h. Education Standard: - This means to which standard you are preparing the course material. Standard 1, 2,3,4,5 etc.
7. Submit button is used to submit the matter
- a. Allow Modification
 - i. Yes
 - ii. No
 - iii. Yes as long as others share alike
 - b. Allow Commercial use: - whether the software can be used for commercial use or not.
 - c. Jurisdiction :- limited to a county of international level viewing



OER Commons Training in full swing



**Jyoti Prakash(R)(Consultant Academic:-Journalism And Mass Communication) OSOU
Is it possible to write Oriya Akruiti And Srilipi using this software? If yes then how?**

After this training was done all the participants became OER savvy and everyone started planning as to how to create one. All participants created their own accounts under oercommons.org and began to try what was being taught in the class. Everyone became energized that **“YES WE CAN DO AND TOUCH THE STARS”**. After this, the session got concluded for Lunch.

2.2 Contents of OER by Dr. Pankaj Khare



Dr Pankaj Khare Starting Off Into A Lecture “Contents Of OER”

Dr Pankaj Khare started after lunch session by describing “Contents of OER “

The Agenda was on the following topics

1. Identification Of the subject matter
 2. Delivery mechanism
 3. Characteristic Of Good OER
 4. Organizing Contents
 5. Preparing textual, audio visual material
- 1. Identification Of the subject matter:** - This involves identification of the subject on which the OER is to be prepared.
 - 2. Delivery mechanism:** - This involves who is going to use the OER that a person has developed. What is the age group? How it is going to delivered to the target audience such as print text, audio, video via internet .The content that is distributed and it be remixed, revised, redistributed. With what license the OER developer is distributing via internet.


3. Characteristic Of A Good OER :- The characteristic of a Good OER is

- It should be easily findable
- Clearly described
- Clearly licensed
- From a trusted source
- It should not assume knowledge from other sources
- It should be recommended by the people around
- Choosing the Right person who has
 - Multiple Literacies
 - Speak Well
 - Read Well
 - Write Well
 - Listen well
 - Visualize well

4. Organizing Contents: - Before a person starts preparing the OER he/she has to organize the contents systematically so that OER is prepared. This includes writing of textual matter. Preparing animations, drawing images of collecting images. Creation of audio video content.

Assimilating all together all the above systematically subject wise, topic wise, chapter wise, unit wise. By doing this is eliminates chaos speeds up the work multi fold.

5. Preparing Textual, Audio, Video material: - This is done by writing textual matter. Recording audio and video and incorporating the same in OER.



WIKI EDUCATION TOOL BEING DESCRIBED BY Dr Pankaj Khare

2.3 WIKI Educator Tool

Dr Pankaj described the participants that there was another powerful tool to create OER. The participants were very curious to know what they are going to be taught. He said **WIKI is what you are all going to learn today**". Wiki is a Hawaiian term which means fast / quick.

Then Dr. Pankaj Khare in his session focused on creating wiki accounts, Wiki editing skills, Creating New page etc. Participants created their accounts in Wiki Educator and OER Commons as well.

2.3.1 Contents Covered In Wiki Session

The following were covered in this session

1. Introduction To Wiki
2. Create your own account in Wiki
3. Creating you first page in wiki
4. Adding content to a Wiki Page
5. Formatting a page such as
 - a. Making the text bold
 - b. Making the text italic
 - c. Create an link
 - i. Internal link

- ii. External link
 - d. How to embed a file
 - 6. What is Advanced and how to use it
 - a. What are headings and how do I use them
 - b. What is format
 - i. Bulleting
 - ii. Numbering
 - iii. No wiki Formatting
 - iv. Create a new line
 - v. Big
 - vi. Small
 - vii. Insert Images
 - viii. Insert a table
 - ix. Redirect to another page
 - c. What are special characters and how to use them.
 - 7. The help menu
 - 8. Working with templates.



Hands on training were given to participants on software's like Audacity, My Movie Maker and Adobe CS3 professionals. Recording and Editing Visuals, Sound clippings, preparing Animations were part of the session. Adding to these participants was given task to prepare a subject and develop strategy for marketing it and giving the course a full shape.

All participants chose a topic and began preparing PowerPoint presentations based on

- Name of the topic
- Group Members
- Justification
- Objective
- Eligibility
- Animation
- Self-assessment question

Five groups were formed in this scenario. They were

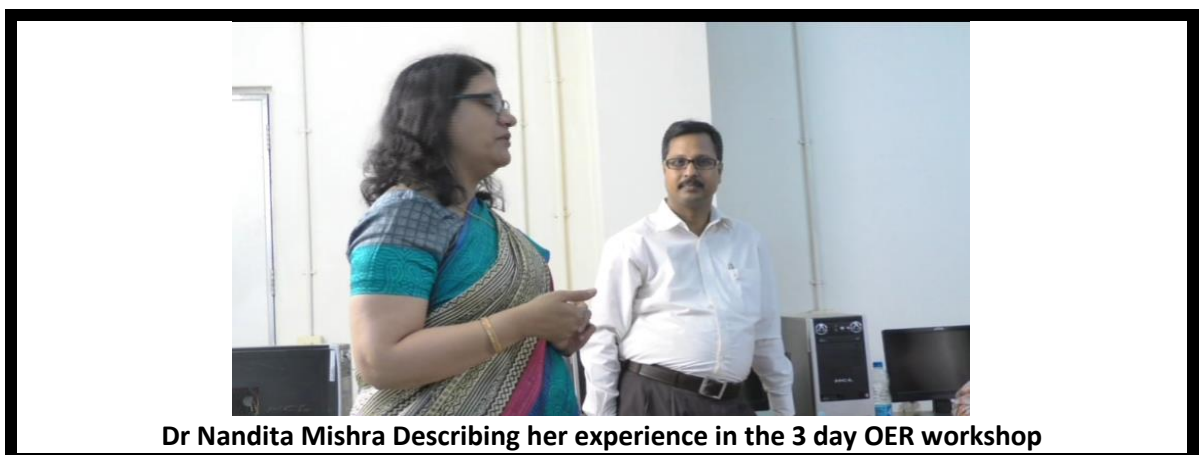
1. Criminal Justice System In India
2. Genesis Of Naxalite Movement
3. Function Of Management
4. ICT IN Education
5. Global Go Green

A candidate from each group came to the dais and described his or her own subject through power point presentation.

3. Day Three

3.1 Wiki Ethics

On the Last day of the workshop Dr. Pankaj Khare took a session on Wiki Ethics, Monitoring activities, reverting an edit and converting Documents. Then Participants worked on refining collaborative projects and choosing open license. At the end of the session the participants felt that it was an eye opener and all of them thanked Dr Srikant Mohapatra (OSD)Orissa State Open University for giving them a chance to know what is OER and how to use it.



Dr Nandita Mishra Describing her experience in the 3 day OER workshop



Dr Subhakant Mohanty expressing his deep gratitude to Dr Srikant Mohapatra for a wonderful session of 3 day workshop on OER

3.2 Valedictory Session

The valedictory session started up with the members as below



Prof SriKrishna Deva Rao being given a hearty warm welcomed for the Valedictory Session

3.2.1 Dr Srikant Maohapatra's Welcome to Prof Sri Krishna Deva Rao



Dr Srikant Mohapatra in his speech welcomed Prof Sri Krishna Deva Rao who happened to be Vice Chancellor of National Law University Cuttack. He also added that Dr Rao was the founder Director of School of Law, who laid the foundation stone of law at IGNOU. Whatever the school of law that IGNOU has achieved, it's only because of Prof Rao. He was indebted to the resource persons Dr Pankaj Khare and Dr Manas Panigrahi who came all the way from Delhi to conduct this workshop and had given maximum time to all the participants initiating preparation of OER material. It's just the beginning and everybody might not have become experts in those 3 days but would become experts through heavy practice in their spare time.

He was thankful to Dr Abhilash Nayak for giving all kinds of support to conduct the workshop.



Mr Reheman giving the 3 days' workshop proceedings said that this training gave a boost to each and every one. Having a new tool in hand, the best course material can be prepared at ease and can be given to the student.

3.3 Initiation of Presentations of Various Participants by Dr Srikant Mohapatra

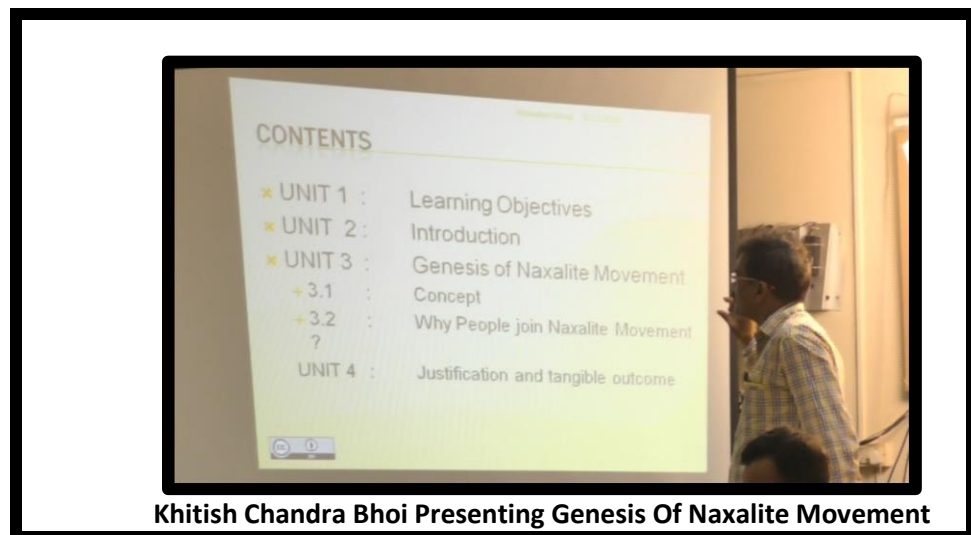


Dr Srikant Mohapatra initiated the presentation by the participants giving those 8 to 10 minutes each for their presentation.

3.3.1 Presentations



Suman Dash Bhattamishra Presenting Criminal Justice System In India



Khitish Chandra Bhoi Presenting Genesis Of Naxalite Movement



Dr Nanadita Mishra Presenting Function Of Management



Mr V.S. Sandilya (Educational Consultant I.T) O.S.O.U Sambalpur Presenting ICT IN Education



**Dr. Manoranjan Mishra, Lecterure, Gangadhar Meher College
Presenting Global Go Green Group**

3.4 Chief Guest Prof Sri Krishna Deva Rao Speech




In the Valedictory session Prof. Dr. Sri Krishna Deva Rao, Vice-Chancellor of National Law University graced the occasion as the Chief Guest. He said, ODL is a new revolution in educational arena in Last three decades. We need tools and technologies for teaching at the present context. But after everything, in the whole system the teacher exists. He said, we need to use the best tools and techniques that are available. Dr. Srikant Mohapatra, OSD, OSOU while concluding hoped that the training will help the participants to work in OER in future. Prof. Dr. Sri Krishna Deva Rao distributed certificates to all the participants. Dr. Abhilash Nayak, Regional Director, IGNOU presented the vote of thanks.

OER WORKSHOP
Odisha State Open University, Bhubaneswar
Between 11th and 13th February 2016


Date & Time	Session	Resource Person
Day 1		
9.15 to 10.00 AM	Registration of Participants	
10.00 to 10.30 AM	Inauguration Welcome Address: Dr. Srikant Mohapatra, OSD, OSOU Remarks by: Dr. Abhilash Nayak, Regional Director, RC-Bhubaneswar, IGNOU Remarks by: Dr. Manas Ranjan Panigrahi, CEMCA, New Delhi Agenda of Workshop: Dr. Pankaj Khare, IGNOU Speech by Chief Guest: Prof. Dr. Ashok Kumar Das, Vice-Chancellor, Utkal University, Bhubaneswar	
10.30 to 10.45 AM	Tea	
10.45 to 12.00 AM	Understanding Open Educational Resources: What and why	Manas Panigrahi
12.00 to 1.00 PM	Understanding Open Licenses (Creative Common Licenses: what, types, where to search for open licensed materials)	Manas Panigrahi
1.00 to 1.45 PM	Lunch	
1.45 to 2.45 PM	Development of OER Using OER Common Platform	Manas Panigrahi
2.45 to 3.30 PM	Where and how to find OERs	Pankaj Khare
3.30 to 3.45 PM	Tea	
3.45 to 4.30 PM	Content Generation, Audio & Video	Pankaj Khare
4.30 to 5.15 PM	Group formulation and identification of contents	Groups
Day 2		
10.00 to 11.00 AM	Creating account, Basic Wiki Editing skills (Bold and Italicize text, add Headings and Subheadings; add bullets and numbered lists)	Pankaj Khare
11.00 to 11.15 AM	Tea	
11.15 to 12.00 AM	Practice Session	Groups
12.00 to 1.00 PM	Wiki Editing Skills (Sandbox creation, Creating internal and external links; creating a new page)	Pankaj Khare
1.00 to 2.00 PM	Lunch	
2.00 to 3.00 PM	Wiki Editing Skills (uploading images, inserting images into pages, formatting images, inserting other media)	Pankaj Khare
3.00 to 3.15 PM	Tea	
3.15.00 to 5.15 PM	Hands on Practice into your sandbox and User pages for activities on your subject based content/ collaborative project	Groups
Day 3		
10.00 to 11.00 AM	Understanding Wiki Ethics, monitoring activities, reverting an edit, converting documents, working offline	Pankaj Khare
11.00 to 11.15 AM	Tea	
11.15 to 1.00 PM	Working and refining Collaborative projects, choosing appropriate open license	Groups
1.00 to 2.00 PM	Lunch	
2.00 to 3.00 PM	Presentations by participants	Groups
3.00 to 3.15 PM	Tea	
3.15.00 to 4.00 PM	Valedictory address by: Prof. SriKrishna Deva Rao, Vice-Chancellor of National Law University, Cuttack	

**Training of ODL Professionals of Odisha on OER and ODL at
Odisha State Open University
11-13 February 2016
*List of Participants***


1.

PHOTOGRAPH	DETAILS OF PARTICULARS	
	Name	Patanjali Kar Sharma
	Designation	State Correspondent, Odisha
	Organization	news 24, National Hindi News Channel
	Email	patanjalikarsharma@gmail.com
	Phone Number	9437138508 and 9861996551


2.

PHOTOGRAPH	DETAILS OF PARTICULARS	
	Name	Sanzaya Patel
	Designation	Assistant Registrar
	Organization	IGNOU
	Email	sanzaya@msn.com
	Phone Number	9938309539


3.

PHOTOGRAPH	DETAILS OF PARTICULARS	
	Name	Subhashree Priyadarshini
	Designation	WECT
	Organization	RIE, Bhubaneswar
	Email	subhashreepriyadarshini06@gmail.com
	Phone Number	9658369037


4.

PHOTOGRAPH	DETAILS OF PARTICULARS	
	Name	Aditi Ranjan Rout
	Designation	Regional Director
	Organization	NIOS, Govt of India
	Email	smitaditi@gmail.com
	Phone Number	9692527099


5.

PHOTOGRAPH	DETAILS OF PARTICULARS	
	Name	Sony Snigdha Sahoo
	Designation	Assistant Professor
	Organization	DDCE, Utkal University
	Email	sony28788@gmail.com
	Phone Number	9238500132


6.

PHOTOGRAPH	DETAILS OF PARTICULARS	
	Name	Giridhari Sahoo
	Designation	Academic Consultant
	Organization	DDCE, Utkal University
	Email	giridhari@ddceutkal.org
	Phone Number	9777063435


7.

PHOTOGRAPH	DETAILS OF PARTICULARS	
	Name	Dr. Sushant Kumar Kar
	Designation	Senior Lecturer in Pol.Sc., Senior Counsellor IGNOU ,
	Organization	Sudarsan Mahv.42Mouza Cuttack. IIPA, Cuttack local branch
	Email	07susu07@gmail.com
	Phone Number	9437228449


8.

PHOTOGRAPH	DETAILS OF PARTICULARS	
	Name	Rushi Kumar Rath
	Designation	Asst Registrar, ,
	Organization	IGNOU
	Email	rkrbbs13@rediffmail.com
	Phone Number	9437558781


9.

PHOTOGRAPH	DETAILS OF PARTICULARS	
	Name	Sibananda Panda
	Designation	Programmer (IT)
	Organization	Odisha State Open University, Sambalpur, Odisha
	Email	spanda@osou.ac.in
	Phone Number	9853359951, 9078225598


10.

PHOTOGRAPH	DETAILS OF PARTICULARS	
	Name	Khitish Chandra Bhoi
	Designation	Lecturer in History
	Organization	Kuchinda College, Kuchinda
	Email	Khitishbhoi76@gmail.com.
	Phone Number	9438202605


11.

PHOTOGRAPH	DETAILS OF PARTICULARS	
	Name	Dr. Srikant Mohapatra
	Designation	Officer on Special Duty
	Organization	Odisha State Open University
	Email	s.mohapatra@osou.ac.in
	Phone Number	9040014059


12.

PHOTOGRAPH	DETAILS OF PARTICULARS	
	Name	Dr. Manoranjan Mishra
	Designation	Lecturer
	Organization	Gangadhar Meher University
	Email	geo.manu05@gmail.com
	Phone Number	9013729262


13.

PHOTOGRAPH	DETAILS OF PARTICULARS	
	Name	Jyoti Prakash Mohapatra
	Designation	Academic Consultant
	Organization	Odisha State Open University
	Email	jp.mohapatra@osou.ac.in
	Phone Number	9437080048

14.


PHOTOGRAPH	DETAILS OF PARTICULARS	
	Name	V.S.Sandilya
	Designation	Consultant Academic
	Organization	OSOU Sambalpur
	Email	vssandilya@gmail.com , vs.sandilya@osou.ac.in
	Phone Number	9437007136

15.


PHOTOGRAPH	DETAILS OF PARTICULARS	
	Name	Dr Subhakant Mohanty
	Designation	Deputy Director
	Organization	IGNOU Regional Centre, Bhubaneswar
	Email	subhakant.s@gmail.com

	Phone Number	9438133363
--	---------------------	------------


16.

PHOTOGRAPH	DETAILS OF PARTICULARS	
	Name	Dr Manas Ranjan Nanda
	Designation	Lecturer in Sociology
	Organization	Ekamra Degree College Bhubaneswar
	Email	drmanas.nanda68@gmail.com
	Phone Number	9438038390


17.

PHOTOGRAPH	DETAILS OF PARTICULARS	
	Name	Pramod Kumar Ray
	Designation	Lecturer in Political Science
	Organization	L.B . College, Jajpur
	Email	pramodkray1967@gmail.com
	Phone Number	9439050977

18.


PHOTOGRAPH	DETAILS OF PARTICULARS	
	Name	Suman Dash Bhattamishra
	Designation	Assistant Professor of Law
	Organization	National Law University Odisha, Cuttack
	Email	suman.bhattamishra@gmail.com
	Phone Number	9776965610

19.


PHOTOGRAPH	DETAILS OF PARTICULARS	
	Name	Sudatta Barik
	Designation	Research Associate cum Teaching Assistant
	Organization	National Law University Odisha , Cuttack
	Email	sudatta.barik@nluo.ac.in sudattabarik2010@gmail.com

	Phone Number	8895947752
--	---------------------	------------


20.

PHOTOGRAPH	DETAILS OF PARTICULARS	
	Name	S. Gayatri Dora
	Designation	Computer Teacher
	Organization	Regional Institute of Education, Bhubaneswar
	Email	sgayatridora29@gmail.com
	Phone Number	8984153537


21.

PHOTOGRAPH	DETAILS OF PARTICULARS	
	Name	Dr. Jnyana Ranjan Mohanty
	Designation	Coordinator
	Organization	IGNOU Study Centre, KIIT University, Bhubaneswar
	Email	jnyana1@gmail.com
	Phone Number	9437306627


22.

PHOTOGRAPH	DETAILS OF PARTICULARS	
	Name	S T Rehman
	Designation	Academic Consultant
	Organization	Odisha State Open University.
	Email	strehman.tripti@gmail.com
	Phone Number	9853333448


23.

PHOTOGRAPH	DETAILS OF PARTICULARS	
	Name	Rojoni Kanto Lima
	Designation	Computer Teacher
	Organization	RIE, Bhubaneswar
	Email	montulima114@gmail.com
	Phone Number	9937456631


24.

PHOTOGRAPH	DETAILS OF PARTICULARS	
	Name	Dr. Bhabesh Chandra Das
	Designation	Assistant Professor
	Organization	Odisha University of Agriculture and Technology (OUAT), Bhubaneswar
	Email	drbdas1@rediffmail.com
	Phone Number	9438562662

25.


PHOTOGRAPH	DETAILS OF PARTICULARS	
	Name	Dr. Abhilash Nayak
	Designation	Regional Director, IGNOU
	Organization	Indira Gandhi National Open University (IGNOU), Bhubaneswar Regional Centre
	Email	
	Phone Number	

26.

PHOTOGRAPH	DETAILS OF PARTICULARS	
	Name	Dr. Susanta Kumar Moharana
	Designation	Former Principal
	Organization	Regional College of Management, BBSR
	Email	professor.moharana@gmail.com

	Phone Number	9439797111
--	---------------------	-------------------


27.

PHOTOGRAPH	DETAILS OF PARTICULARS	
	Name	Dr Sarat Kumar Patra
	Designation	Retired Reader In Zoology
	Organization	BJB (AUTO) College, Bhubaneswar
	Email	skpatra57@gmail.com
	Phone Number	9437453002


28.

PHOTOGRAPH	DETAILS OF PARTICULARS	
	Name	Dr Nandita Mishra
	Designation	Education Consultant & Trainer
	Organization	Free Lancer
	Email	nanditamishra06@gmail.com
	Phone Number	9830930099


29.

PHOTOGRAPH	DETAILS OF PARTICULARS	
	Name	Dr. Mahendra Prasad Behera
	Designation	Reader in Education, Department of Education
	Organization	G.M.University ,Sambalpur
	Email	dr.mpbeherasbp@gmail.com
	Phone Number	9438260994

30.

PHOTOGRAPH	DETAILS OF PARTICULARS	
	Name	Dr. Rashmi Mishra
	Designation	Senior Reader in Sociology
	Organization	Nabakrushna Choudhury Centre for Development Studies, Bhubaneswar
	Email	rashmirkm2014@gmail.com
	Phone Number	9437280255

31.

PHOTOGRAPH	DETAILS OF PARTICULARS	
	Name	Mr. Ramakrishna Das
	Designation	Assistant Professor of Law,
	Organization	National Law University Odisha, Cuttack, India - 753 015
	Email	rkdas@nluo.ac.in
	Phone Number	8280007019